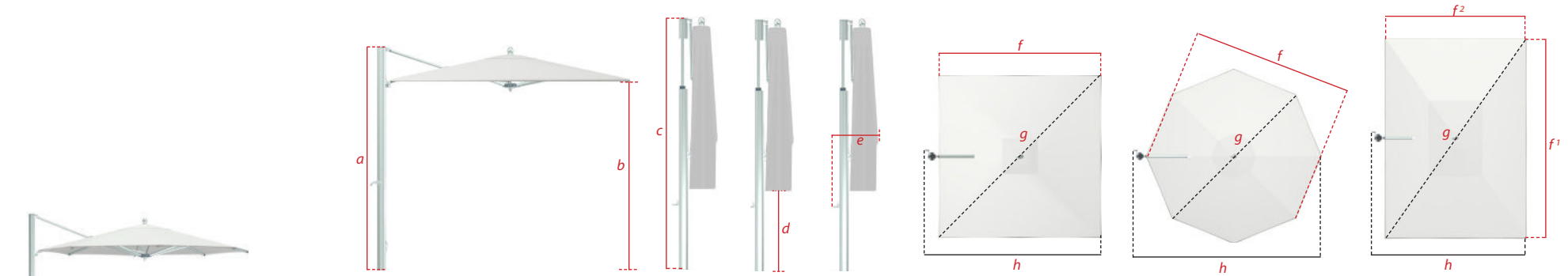





ocean master & plantation MAX single cantilever

“easy drive” crank w/ telescoping mast



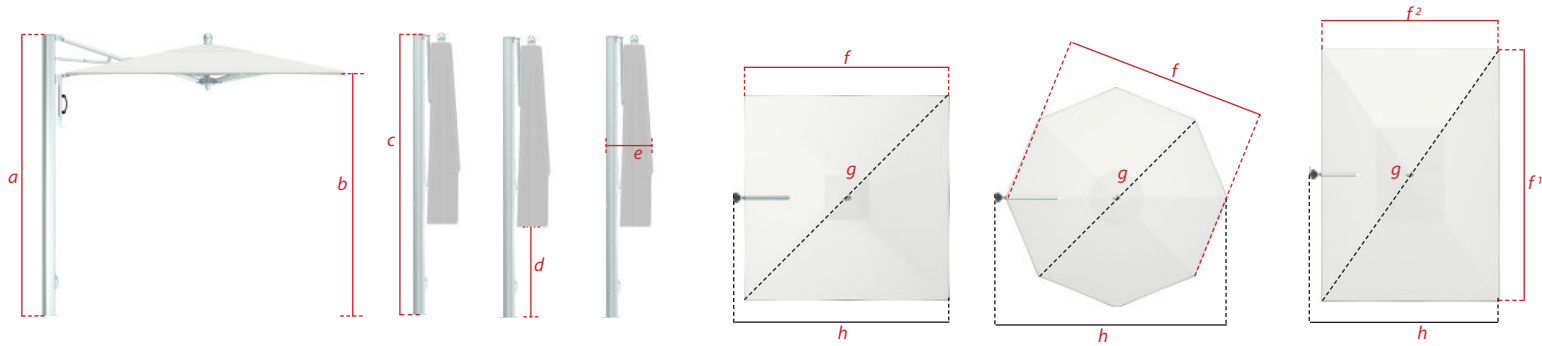
		mast height (open position)	canopy clearance	mast height (telescope closed position)	table clearance (telescope)	closed parasol width (closed include crank handle)	flat to flat	point to point	parasol width (open – include crank handle)
MAX cantilever	sizes [ft/m]	a (in/cm)	b (in/cm)	c (in/cm)	d (in/cm)	e (in/cm)	f (in/cm)	g (in/cm)	h (in/cm)
square 	8.0' / 2.45	102 / 259	87.5 / 222	122.75 / 312	53.5 / 136	25.5 / 65	95.5 / 243	134 / 340	107.5 / 273
	10.0' / 3.0	102 / 259	84.5 / 215	128 / 325	40.5 / 103	22.5 / 57	120.5 / 306	168 / 427	130.25 / 331
	12.0' / 3.65	108 / 274	81.5 / 207	130.5 / 331	31.5 / 80	23.5 / 60	143 / 363	201 / 511	154.5 / 392
	13.0' / 4	112 / 284	91.5 / 232	144.5 / 367	31.5 / 80	25 / 64	152.5 / 386	215 / 546	163.5 / 415
octagon 	9.0' / 2.75	102 / 259	84 / 213	127.5 / 324	63 / 160	26.5 / 67	103 / 262	110 / 279	120.5 / 306
	11.0' / 3.4	102 / 259	80 / 203	132.5 / 337	54 / 137	25 / 64	121 / 307	132 / 335	142.5 / 362
	13.0' / 4.0	106 / 269	86 / 218	139 / 353	51 / 130	26 / 66	141 / 358	153 / 389	165 / 419
rectangle 	8.0' x 12.0' 2.45 x 3.65	99 / 251	84.5 / 215	118 / 300	32 / 81	22.5 / 57	f ¹ X f ² 145 X 97 / 368.3 X 245	174 / 442	100 / 254
	10.0' x 14.0' 3.0 x 4.25	106 / 269	89 / 226	129.5 / 329	28.5 / 72	21.5 / 55	f ¹ X f ² 171 X 120 / 434 X 305	208.5 / 530	130.5 / 331




Dimension Tolerances ± 2"
 Dimensions shown correspond to indicated lift system
 Options are subject to change without notice
 Some options are only available in certain sizes and shapes

2" security base stem height not included

ocean master & plantation MAX single cantilever

auto-lift assist piston system



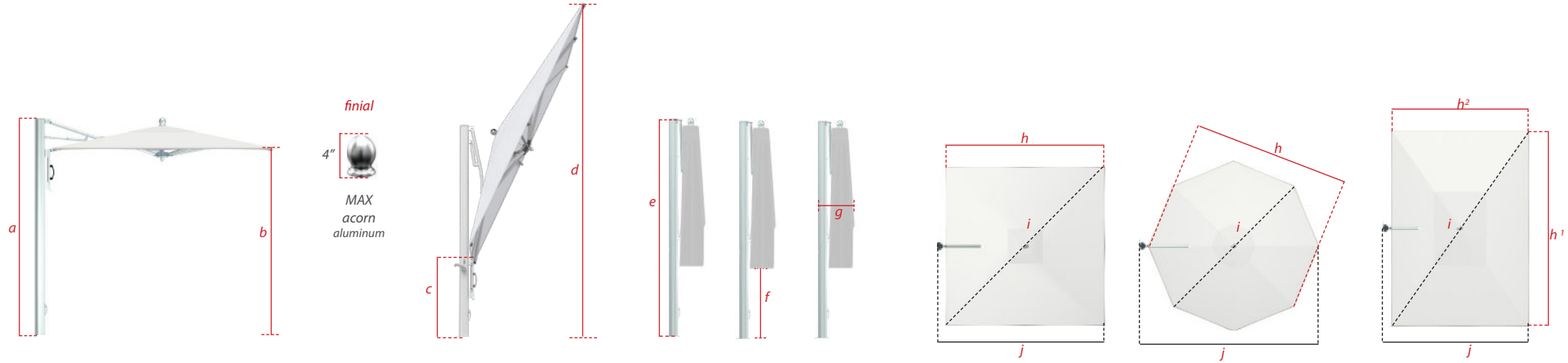
		mast height (open position)	canopy clearance	mast height (closed position)	table clearance (gas piston)	parasol width (closed)	flat to flat	point to point	parasol width (open)
MAX cantilever	sizes [ft/m]	a (in/cm)	b (in/cm)	c (in/cm)	d (in/cm)	e (in/cm)	f (in/cm)	g (in/cm)	h (in/cm)
square 	8.0' / 2.45	106.25 / 270	90 / 229	107.25 / 272	37.5 / 95	18 / 45.72	95.5 / 243	134 / 340	104.25 / 265
	10.0' / 3.0	106.25 / 270	87.5 / 222	106.25 / 270	18.75 / 48	15 / 38.1	120.5 / 306	168 / 427	127 / 323
octagon 	9.0' / 2.75	105 / 267	87 / 221	105 / 267	41 / 104	19 / 48.26	103 / 262	110 / 279	117.25 / 298
	11.0' / 3.4	106.75 / 271	86.5 / 220	112 / 284	28.5 / 72	17.5 / 44.45	121 / 307	132 / 335	139.25 / 354
rectangle 	8.0' x 12.0' 2.45m x 3.65	106.25 / 270	90.5 / 230	110 / 279	21 / 53	15 / 38.1	f' X f² 145 X 96.5 368 X 245	174 / 442	96.75 / 246



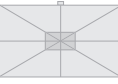

Dimension Tolerances ± 2"
Dimensions shown correspond to indicated lift system
Options are subject to change without notice
Some options are only available in certain sizes and shapes

2" security base stem height not included

ocean master & plantation MAX single cantilever

tilt option



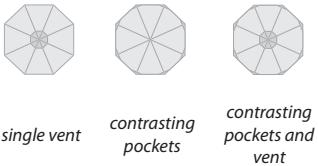
		mast height (open position)	canopy clearance	canopy edge at max. tilt	max. tilt height	mast height (closed position)	table clearance	parasol width (closed)	flat to flat	point to point	parasol width (open)
MAX tilt cantilever	sizes [ft/m]	<i>a</i> (in/cm)	<i>b</i> (in/cm)	<i>c</i> (in/cm)	<i>d</i> (in/cm)	<i>e</i> (in/cm)	<i>f</i> (in/cm)	<i>g</i> (in/cm)	<i>h</i> (in/cm)	<i>i</i> (in/cm)	<i>j</i> min. to max. (in/cm)
square 	8.0' / 2.45	99 / 251	86 / 218	46 / 117	133 / 338	99 / 251	31 / 79	23 / 58	97 / 246	135 / 343	50 / 127 to 104 / 264
	10.0' / 3.0	106 / 269	88 / 224	40 / 102	157 / 399	106 / 269	19 / 48	15 / 38	121 / 307	168 / 427	38 / 97 to 128 / 325
octagon 	9.0' / 2.75	105 / 267	87 / 221	41 / 104	130 / 330	105 / 267	41 / 104	22 / 56	101 / 257	110 / 279	73 / 185 to 118 / 300
rectangle 	8.0' x 12.0' 2.45m x 3.65	99 / 251	92 / 234	53 / 135	140 / 356	99 / 251	16 / 41	19 / 48	$f \times f^2$ 97 X 147 246 X 373	175 / 445	50 / 127 to 103 / 262
zero horizon 	10.0' / 3.0	106 / 269	99 / 251	40 / 102	157 / 399	106 / 269	19 / 48	15 / 38	122 / 309	172 / 437	42 / 107 to 129 / 328

Dimension Tolerances $\pm 2''$
 Dimensions shown correspond to indicated lift system
 Options are subject to change without notice
 Some options are only available in certain sizes and shapes

2" security base stem height not included

ocean master & plantation MAX single cantilever (cont.)

vent and pocket options



single vent contrasting pockets contrasting pockets and vent

profile options



market fishtail* valance straight valance scalloped

panel options



single solid color alternating panels alternating panel & alternating valance alternating panel and matching valance

canopy options



binding accent border

lifting system options



crank system † auto lift assist system (no telescoping)


finial



MAX acorn aluminum

finish options

standard



polished aluminum

powder coat



textured bright white



sea shell white



espresso



ash grey



hammered bronze



jet black

aluma-TEAK



natural



java



weathered



aspen white

Dimension Tolerances +.2"
 Dimensions shown correspond to indicated lift system
 Options are subject to change without notice
 Some options are only available in certain sizes and shapes